

HRODC Postgraduate Training Institute



A Postgraduate - Only Institution



#153.M1

Advanced Protocol and Events Management

Postgraduate Short Course

Leading To:

DIPLOMA - POSTGRADUATE IN

**Advanced Protocol and Events
Management, Triple-Credit,
90 Credit-Hours**

Accumulating to A


**Postgraduate Certificate,
With 90 Additional Credit-Hours, or A**

POSTGRADUATE DIPLOMA

With 270 Additional Credit-Hours

Advanced Protocol and Events Management Course - Page 1 of 41

HRODC Postgraduate Training Institute
HQ : 122A Bhylls Lane, Castlecroft, Wolverhampton, West Midlands WV3 8DZ, UK



Prof. Dr. Ronald B. Crawford - Director

PhD (Uni London); M. Ed. M (Bristol); PGCIS (UWL); Adv. Dip. Sc. Ed (Bristol); Dip. Doc.
Res. (Uni Wlv); F.I.M.S.; HR. S. (I.M.S.); Exec. M. AOM; M. AAM; M.I.S.G.S.; M.S.C.O.S.;
M. RG. C.



HRODC POSTGRADUATE TRAINING INSTITUTE
A Postgraduate – Only Institution

Websites:
<https://www.hrodc.com/>
<https://www.hrodc.london/postgraduateshortcourses.com/>

Email:
institute@hrodc.com
london@hrodc.com

HQ
122A Bhylls Lane
Wolverhampton
WV3 8DZ
West Midlands, UK

Tel:
+44 1902 763 607
+44 7736 147 507

HRODC Postgraduate Training Institute, A Postgraduate-Only Institution


Our UK Government's Verification and Registration

Our Institute is Verified by, and Registered with, the United Kingdom (UK) Register of Learning Providers (UKRLP), of the Department for Education (DfE). Its UK Provider Reference Number (UKPRN) is: 10019585 and might be located at: <https://www.ukrlp.co.uk/>.

Course Coordinator:

Prof. Dr. R. B. Crawford is the Director of HRODC Postgraduate Training Institute, A Postgraduate-Only Institution. He has the following Qualifications and Affiliations:

- Doctor of Philosophy {(PhD) {University College London (UCL) - University of London}};
- MEd Management (University of Bath);
- Postgraduate (Advanced) Diploma Science Teacher Ed. (University of Bristol);
- Postgraduate Certificate in Information Systems (University of West London, formerly Thames Valley University);
- Diploma in Doctoral Research Supervision, (University of Wolverhampton);
- Teaching Certificate;



HRODC Postgraduate Training Institute
HQ : 122A Bhylls Lane, Castlecroft, Wolverhampton, West Midlands WV3 8DZ, UK

Prof. Dr. Ronald B. Crawford - Director

PhD (Uni London); M. Ed. M (Bristol); PGCIS (UWL); Adv. Dip. Sc. Ed (Bristol); Dip. Doc. Res. (Uni Wlv); F.I.M.S.; HR. S. (I.M.S.); Exec. M. AOM; M. AAM; M.I.S.G.S.; M.S.C.O.S.; M. R. G. C.

- Fellow of the Institute of Management Specialists;
- Human Resources Specialist, of the Institute of Management Specialists;
- Member of the Asian Academy of Management (MAAM);
- Member of the International Society of Gesture Studies (MISGS);
- Member of the Standing Council for Organisational Symbolism (MSCOS);
- Member of ResearchGate;
- Executive Member of Academy of Management (AOM). There, his contribution incorporates the judging of competitions, review of journal articles, and guiding the development of conference papers. He also contributes to the Disciplines of:
 - Human Resources;
 - Organization and Management Theory;
 - Organization Development and Change;
 - Research Methods;
 - Conflict Management;
 - Organizational Behavior;
 - Management Consulting;
 - Gender & Diversity in Organizations; and
 - Critical Management Studies.

Professor Dr. Crawford has been an Academic in the following UK Universities:

- University of London (Royal Holloway), as Research Tutor;
- University of Greenwich (Business School), as Senior Lecturer (Associate Professor), in Organisational Behaviour and Human Resource Management;
- University of Wolverhampton, (Wolverhampton Business School), as Senior Lecturer (Associate Professor), in Organisational Behaviour and Human Resource Management;
- London Southbank University (Business School), as Lecturer and Unit Leader.

His responsibilities in these roles included:

- Doctoral Research Supervisor;
- Admissions Tutor;
- Postgraduate and Undergraduate Dissertation Supervisor;
- Programme Leader;
- Personal Tutor

For Whom This Course is Designed

This Course is Designed For:


- Protocol officers, including those covering public relations and/or travel arrangements;
- Chief Executive Officers;
- Chief Executives;
- Chief Secretaries;
- Consultants;
- Corporate Directors;
- Directors of Protocol;
- Divisional Managers;
- Embassy Attaches;
- Embassy Events Managers;
- Event Managers;
- Event Organisers;
- Event Planners;
- Events Contractors;
- Events Managers;
- Events Project Coordinators;
- Events Project Leaders;
- Executive Directors;
- Functional Managers;
- Fund Holders;
- General Investors;
- Government Agency Events Project Managers;
- High Commission Events Managers
- High Commission Officials;
- Human Resource Management Managers;
- Immigration Personnel;
- International Negotiators;
- Lecturers;
- Management Consultants;
- Management Development Directors;

- Middle and senior managers tasked with the direct delivery of events or oversight of specialist sub-contractors;
- National Government Ministers with Events in their Portfolio;
- Non-Executive Directors;
- Organisational Leaders;
- Performance Consultants;
- Performance Measurement Specialists;
- Productivity Specialists;
- Programme Managers;
- Project Commissioners;
- Project Evaluators;
- Project Managers;
- Project Monitoring Personnel;
- Project Team Leaders;
- Protocol Directors;
- Protocol Officers, including those covering public relations and/or travel arrangements;
- Protocol Officers;
- Public Relations Executives;
- Public Relations Officers;
- Public Relations Researchers;
- Quality Improvement Managers;
- Risk Analysts;
- Risk Managers;
- Royal Protocol Officers;
- Senior Civil Servants;
- Senior Executives and Managers;
- Senior Financial Advisors;
- Senior Financial Officers;
- Senior Leaders who oversee the activities of Teams;
- Specialist Team Leaders;
- Talent Managers;
- Team Development Personnel;
- Team Leaders;

HRODC Postgraduate Training Institute
HQ : 122A Bhylls Lane, Castlecroft, Wolverhampton, West Midlands WV3 8DZ, UK

Prof. Dr. Ronald B. Crawford - Director

PhD (Uni London); M. Ed. M (Bristol); PGCIS (UWL); Adv. Dip. Sc. Ed (Bristol); Dip. Doc. Res. (Uni Wlv); F.I.M.S.; HR. S. (I.M.S.); Exec. M. AOM; M. AAM; M.I.S.G.S.; M.S.C.O.S.; M. RG. C.




- Team Members;
- Team Supervisors;
- Those in PR at the national, regional and community level;
- Those in PR in public sector, private sector and not-for-profit organisations;
- Those involved in international activities;
- Those responsible for Protocol;
- Those working for international, global, or supranational organisations;
- Those working in multi- or supra-national organisations;
- Training and Development Managers;
- Training Directors;
- Transaction Analysts;
- Value Analysts;
- Value Engineers;
- Venture Capitalists;
- Vice Presidents;
- All others who are desirous in enhancing their expertise in Protocol Management, Events Project Management, Meeting Management, Multi-tasking, Goal-setting, Risk Management, Quality Improvement, Pprioritising, Team Formation, Team Development, Team Behaviour, Resonation Control, Transactional Analysis and other salient aspects of Protocol Management, Events Management, Time Management, Leadership and Team Dynamics.

Classroom-Based Duration and Cost:	
Classroom-Based Duration:	15 Days
Classroom-Based Cost:	£15,000.00 Per Delegate
Online (Video-Enhanced) Duration and Cost	
Online Duration:	30 Days @ 3 Hours Per Day
Online Cost:	£10,050.00 Per Delegate

HRODC Postgraduate Training Institute

HQ : 122A Bhylls Lane, Castlecroft, Wolverhampton, West Midlands WV3 8DZ, UK



Prof. Dr. Ronald B. Crawford - Director

PhD (Uni London); M. Ed. M (Bristol); PGCIS (UWL); Adv. Dip. Sc. Ed (Bristol); Dip. Doc. Res. (Uni Wlv); F.I.M.S.; HR. S. (I.M.S.); Exec. M. AOM; M. AAM; M.I.S.G.S.; M.S.C.O.S.; M. RG. C.

Classroom-Based Course and Programme Cost includes:

- Free Continuous snacks throughout the Event Days;
- Free Hot Lunch on Event Days;
- Free City Tour;
- Free Stationery;
- Free On-site Internet Access;
- Postgraduate Diploma/ Diploma – Postgraduate –or
- Certificate of Attendance and Participation – if unsuccessful on resit.

Students and Delegates will be given a Selection of our Complimentary Products, which include:

- **Our Branded Leather Conference Folder;**
- **Our Branded Leather Conference Ring Binder/ Writing Pad;**
- **Our Branded Key Ring/ Chain;**
- **Our Branded Leather Conference (Computer – Phone) Bag – Black or Brown;**
- **Our Branded 8-16 GB USB Flash Memory Drive, with Course Material;**
- **Our Branded Metal Pen;**
- **Our Branded Polo Shirt.;**
- **Our Branded Carrier Bag.**

Daily Schedule: 9:30 to 4:30 pm.

Delivery Locations:

- 1. Central London, UK;**
- 2. Dubai, UAE;**
- 3. Kuala Lumpur, Malaysia;**
- 4. Amsterdam, The Netherlands;**
- 5. Brussels, Belgium;**
- 6. Paris, France; and**
- 7. Durban, South Africa;**
- 8. Other International Locations, on request.**

#153. Module 1

Advanced Protocol and Events Management

Leading to Diploma – Postgraduate – in Advanced Protocol and Events Management, 90 Credit-Hours, Accumulating to a Postgraduate Certificate, with 90 Additional Credit-Hours, and a Postgraduate Diploma, with 270 Additional Credit-Hours

Course Objectives

By the conclusion of the specified learning and development activities, delegates will be able to:

- Ascertain the prevailing relationship between Embassies and High Commission, on the one hand, and Host Government Ministries, on the other;
- Specify the skills necessary for the promotion of an effective public relations;
- Exhibit a heightened understanding of the concept of general protocol management;
- Enumerate the duties and responsibilities of the different airport personnel and officers;
- Formulate corporate strategies pertinent to the operation of their organisation;
- Simulate online public relation duties, as is demanded by the modern life;
- Draft an outstanding contingency plan for their organisation;
- Develop strategies in handling crisis which may affect their organisation;
- Illustrate their ability to manage the risk to their organisations, using the principles of continuity management and disaster recovery;
- Define communication;
- Enumerate the barriers to effective communication and propose some ways to overcome them;
- Demonstrate their verbal and written communication skills, for excellent presentation;
- Address the importance of effective communication in Protocol Management;
- Ascertain the prevailing relationship with embassies and ministries;
- Create an effective Disaster Recovery Plan;
- Define Group Dynamics and its implications for Protocol Management;

- Demonstrate a heightened understanding of the different personality types and their corresponding influences;
- Demonstrate their ability to establish good working relations with embassies or ministries;
- Demonstrate their familiarity with the procedures involved in passport processing;
- Demonstrate their understanding of the concept of Continuity Management in the Public Sector;
- Demonstrate their understanding of the importance of Strategic Public Relations in 'Image Formulation' and Maintenance;
- Determine the formalities and rules applicable to visa arrangements and processing;
- Develop strategies in Planning, Organisation and Management, as aspect of their Protocol Duties;
- Develop strategies that address a crisis that might affect their National or State Government, or Parastatal, managing the associated risks;
- Distinguish the difference between groupthink and teamthink;
- Employ strategies to encourage enthusiastic participation and contribution in the meetings;
- Enumerate the barriers to effective communication and propose some ways to overcome them;
- Exhibit their ability to develop appropriate protocol for specific scenario;
- Exhibit their ability to, effectively and smartly, initiate and conclude Hotel and Airline Reservations;
- Demonstrate their ability to facilitate cross-cultural relations;
- Demonstrate their ability to promote effective 'inter-agency' and 'intra-agency' communication;
- Exhibit their competence to use planning as an element of Protocol;
- Demonstrate their ability to use organising as an inherent aspect of Protocol;
- Exhibit their competence to 'management', as elements of Protocol;
- Indicate the most appropriate ways in which to promote the relationship between Embassies and High Commission, on the one hand, and Host Government Ministries, on the other;
- Exhibit their understanding of General Protocol Management;
- Narrate the duties and responsibilities of the different airport personnel and officers;

- Elucidate the importance of effective communication in Protocol Management;
- Demonstrate a heightened understanding of the procedures involved in Visa Processing;
- Explain the role of a State Protocol Officer;
- Demonstrate their ability to maintain and improve relationship with High Commission or Embassy, and Host Ministries;
- Exhibit their competence in establishing heightened Events Standard;
- Exhibit their competence in maintaining Conventional and Exemplary Etiquette Rules;
- Exhibit their competence to general research methods;
- Exhibit their competence in choosing appropriate Events for International Visitors;
- Illustrate their ability to coordinate with Peers;
- Illustrate their ability to choosing appropriate gifts, for dignitaries;
- Exhibit their competence in maintaining cultural awareness;
- Demonstrate their ability to shielding their Diplomatic Corp;
- Exhibit their competence in 'Media Relationship Management';
- Exhibit their competence in advising on 'Events Organisation';
- Explain the procedure for arranging visits to their Host Country;
- Demonstrate their expertise in arranging Visits To their Home Country;
- Narrate their effort to maintain protocol consistency;
- Suggest how they will, effectively, research traditions and customs of host and foreign countries;
- Demonstrate their understanding of some culturally enshrined behaviour of their host or foreign nationals;
- Demonstrate their ability to organising special events;
- Demonstrate their ability to conduct 'risk assessment';
- Indicate the risk mitigation measures that they will employ, in different scenarios;
- Demonstrate their ability to create and sending formal invitations;
- Accurately send personalised invitations;
- Correctly interpret responses or non-responses to RSVP;
- Produce effective seating arrangements, in specified formal occasions;
- Accurately, elucidate the importance, or otherwise, of 'Photo-Shoots';
- Demonstrate their ability to establish and maintain itineraries;
- Demonstrate their ability to determine the necessity, and conduct, of meetings;

Postgraduate Certificate in Events and Protocol Management - Page 10 of 41

HRDC Postgraduate Training Institute
HQ : 122A Bhylls Lane, Castlecroft, Wolverhampton, West Midlands WV3 8DZ, UK



Prof. Dr. Ronald B. Crawford - Director

PhD (Uni London); M. Ed. M (Bristol); PGCIS (UWL); Adv. Dip. Sc. Ed (Bristol); Dip. Doc. Res. (Uni Wlv); F.I.M.S.; HR. S. (I.M.S.); Exec. M. AOM; M. AAM; M.I.S.G.S.; M.S.C.O.S.; M. RG. C.

- Devise appropriate protocol for specific diplomatic convoys;
- Demonstrate their ability to Arrange Consulate, Embassy, High Commission, or Hotel Overnight Accommodation;
- Demonstrate their ability to avert potential Cultural Infringements;
- Suggest the efforts necessary to avert etiquette breaches by mission members;
- Demonstrate their understanding of Political, Economic, Social, Technological, Ecological, and Legal (PESTEL) Factors, outlining how they might impinge on the role and operation of a Foreign Mission.
- Propose how they will establish excellent working relationship with Business Operators in their Host Country;
- Indicate how they have been maintaining, or will establish and maintain excellent relationship with the Ministries in their Host Country, particularly the Foreign Ministry;
- Explain the efforts that they currently make, or will be making, to adhere to the Data Protection Regulation of their Host and other Foreign Countries;
- Demonstrate their willingness to maintain the highest level of Confidentiality, and Secrecy, as are appropriate;
- Exhibit their awareness of relevant 'Official Secrets Acts';
- Propose how they will initiate Visits Follow-ups;
- Address the salient issues associated with Dysfunctional Behaviours;
- Adopt appropriate strategies for dealing with interruptions;
- Adopt effective delegation techniques;
- Apply appropriate rewards and, or, disincentives that are applied to a given team situation – thereby promoting team 'functionality';
- Apply group dynamics to organisational settings;
- Demonstrate their appreciation of the importance of time management;
- Ascertain how to work with disorganised colleagues;
- Ascertain the possible causes and effects of meeting mismanagement; and
- Ascertain their respective goals/objectives;
- Beat work related stress;
- Clarify roles in team settings;
- Conduct an efficient workload analysis;
- Create an effective agenda that will keep the meeting on track;
- Deal with information overload;

- Decide which tasks can be delegated;
- Demonstrate a heightened understanding of the type and permanence of the leadership of a team;
- Demonstrate a high level of understanding of a team attempts to replace a situational leader, to enhance stability, acceptability or renewed or clarified mission or objectives;
- Demonstrate an awareness of their 'Team Building and Maintenance Roles' that will improve team effectiveness;
- Demonstrate an effective 'leader behaviour' when dealing with dysfunctional behaviours;
- Demonstrate an understanding of the notion that societal socio-economic hierarchy might be informally represented in teams;
- Demonstrate the effectiveness of the strategy that they have devised for dealing with intra-team competition;
- Demonstrate their ability to deal with the psychological effect of disbandment;
- Demonstrate their ability to employ transactional analysis in a team context;
- Demonstrate their ability to manage conflict effectively, incorporating the occasions when it should be encouraged;
- Demonstrate their appreciation of the fact that workers belong to different classes, in society;
- Demonstrate their awareness of the value of team cohesiveness and team solidarity, and the dangers of over-cohesiveness.
- Demonstrate their grasp of the salient issues associated with performance management;
- Demonstrate their understanding of the 'risky shift syndrome', outlining the steps that they will take to avert them;
- Demonstrate their understanding of the importance of Gatekeeping in team formal settings;
- Demonstrate their understanding of the theoretical and practice bases of Team Dynamics;
- Demonstrate your understanding of the social and psychological relevance of the stages of formation of a group;
- Describe the effort that they will make to enhance the 'critical faculty' of their team;

- Detect Dysfunctional Behaviours in Team Settings;
- Determine how efficient time management increases work effectiveness and productivity;
- Determine how goal setting can lead to proper time management;
- Determine the optimum team size for effective functioning;
- Determine why a temporary team is likely to be more problematic to lead than a permanent team;
- Suggest how one might develop and maintain a good time management habit;
- Develop effective communication strategies that might be applied to team settings, minimising technical language;
- Develop their personal “To-Do List;”
- Propose useful techniques for setting and achieving goals;
- Suggest ways to maximize their personal effectiveness;
- Formulate their individualized plan of action, to maximise their use of time;
- Distinguish between Command Teams, Boards, Committees and Task Forces;
- Distinguish between groups and mere aggregations;
- Distinguish between Temporary Committees and Standing Committees;
- Distinguish between ‘Groupthink’ and ‘Teamthink’;
- Enumerate the benefits of effective time management;
- Enumerate the different time management tips for managers;
- Establish a basis for standard setting in their teams;
- Evaluate the effectiveness of their strategy for addressing situations where team members seek sympathy;
- Exhibit a heightened understanding of the intimidating effect that class might have on team members, and, hence, the leader’s responsibility to ensure that this informal hierarchy is dispensed with in the promotion of a ‘classless team’;
- Exhibit tact in discouraging team member distracting behaviours;
- Explain the bases for the feeling of ‘Togetherness’ or ‘Awareness’ IN an Aggregation;
- Explain the occasions in which a situational leader is likely to emerge;
- Explain the Team Typological Bases;
- Explain why a team’s disbandment might have a negative psychological effect on members and the team leader;
- Formulate strategies in handling unexpected job emergencies;

- Identify the different meeting menaces and learn how to deal with them;
- Identify their professional goals and personal time;
- Identify time bandits and devise strategies for dealing with them;
- Identify time wasters and adopt strategies for eliminating them;
- Illustrate how they might resolve interpersonal problems among team members;
- Illustrate how they will determine the contribution of each team member to team goal accomplishment;
- Illustrate how they will enhance the issue of 'gatekeeping' to ensure that team members, in general, participate in team meetings, extending support to the weak, ensuring that introverted team members are not intimidated or 'crushed' by the extroverted;
- Implement techniques for minimising disruptions;
- Indicate how they will establish key competencies in teams;
- Indicate how they will help team members to channel their energies into task performance, establishing realistic goals;
- Indicate how they will recognise resonance in their teams, outline the steps that they will take to avert or reduce its occurrence, outlining how they will be 'cautioning' resonators;
- Indicate how they will reward exceptional performance in their teams;
- Indicate how they would handle blocking, effectively;
- Indicate the range of tangible rewards that might be utilised in a team;
- Indicate the steps that they will take to harmonise their teams;
- Internalise the dysfunctional effect of 'resonance' in a team context;
- Demonstrate their understanding of the factors contributing to managers' time-wasting activities;
- Suggest the most effective ways of dealing with task delegation;
- Suggest how one might address unreasonable requests from one's manager;
- Outline the difference between being "busy" and "productive;"
- Illustrate how they will assert themselves politely and calmly, within their varying work contexts;
- Illustrate how to diffuse the negative impact of others;
- Indicate how they will address the issue of interruptions constructively;
- Suggest how they will maintain their responsibility;

- Illustrate how they will manage their workloads more effectively;
- Exemplify how to utilize their gap times;
- Demonstrate the step-by-step process in making effective schedule;
- Indicate how they will utilise the different time management tools to increase their work effectiveness and productivity;
- Manage information flow and retrieval process;
- Manage projects in a systematic way;
- Manage resources more efficiently;
- Meet tight deadlines with time to spare;
- Name the different planning tools;
- Order the team formation stages, explaining the psychological issues that beset them and relate them to organisational functioning;
- Outline the steps that they will take to avert groupthink and promote teamthink;
- Plan to make the best use of the time available through the art of effective scheduling;
- Prioritise 'urgent' and 'important' activities;
- Propose an effective remedy to 'member withdrawal';
- Propose an effective way of dealing with interfering behaviour;
- Propose standards of measuring competence in teams;
- Propose suitable intangible rewards that might be applied to a team situation;
- Provide a basis for a team's standard setting - establishing standards and evaluating progress;
- Provide an indication of their awareness of the fact that team members' class consciousness might relate to the positions that they occupy in the organisation or society;
- Provide an individually synthesized proposal for dealing with aggressiveness;
- Provide examples of command teams, highlighting the situations in which a leader might belong to two Command Teams;
- Provide examples of how a leader should encourage desirable behaviours in a team;
- Put forward a satisfactory way of addressing 'special pleading';
- Realise the importance of agenda;
- Indicate their acceptance of the importance of goals;
- Propose measures towards a team's performance improvement;

- Suggest at least three causes of procrastination, proposing relevant techniques to overcome them;
- Suggest how to reduce time spent in meetings, without impairing operational effectiveness;
- Demonstrate their understanding of Resonance as an issue in team effectiveness;
- Solve problems through the 'Trading Game Scenario'.
- Specify the negative effects of poor time management;
- Specify the steps that managers and team leaders need to take, to ensure productive and effective meetings;
- Suggest how they might employ an effective diversity management that discourages resonance;
- Suggest how to determine which individual members of a team can improve their performance – and subsequently, their contribution to the team as a way of harnessing team synergy;
- Suggest how to establish acceptable performance levels in teams, observing performance indicators;
- Suggest the differences in interpretation of groups and teams;
- Suggest ways of improving team morale, while enhancing their effectiveness;
- Suggest ways to counteract the effect of the informal hierarchy - in teams other than command teams;
- Suggest ways to manage multiple tasks;
- Demonstrate their understanding of the concept of multitasking;
- Demonstrate their understanding of the difference between important and urgent activities/works;
- Demonstrate their understanding of the underlying principles of "Time" In An Organisational Wide Context;
- Use effective delegation techniques in a workplace setting;
- Use practical techniques for organising work;
- Demonstrate a heightened understanding of the nature of Strategic Public Relations;
- Illustrate their tactical skills with respect to Strategic Public Relations;
- Illustrate their acquisition of competence in in Planning, Organising and Managing, as elements of their Protocol Duties;
- Make special arrangements and planning for vehicular convoys;

- Employ strategies to encourage enthusiastic participation and contribution in meetings;
- Appreciate the importance of averting resonance, during meetings;
- Define Group Dynamics;
- Exhibit their enhanced verbal and written communication skills, for improved presentations;
- Handle exhibition planning and participation;
- Illustrate their conversance with the Immigration Regulations and requirements of specific countries;
- Initiate internal and online communications pursuant to a Public Relations Role;
- Make special arrangements and planning for vehicular convoys;
- Perform Online Public Relation Duties, in response to environmental dynamics;
- Specify the skills necessary for an effective Public Relations Management;
- Suggest a Protocol for the amendment of Particular International Treaties;
- Suggest the protocol that might be initiated in International Relations, for Internal Disaster Management;
- Suggest ways for effective implementation and maintenance of corporate identity.

Course Contents, Concepts, and Issues

153.M1. Part 1: Executing The Protocol Management Role (1)

Contextualising Protocol

- Conceptualising Protocol;
- Defining Protocol;
- Diplomatic Relations;
- Duties of Protocol Officers;
- Essentials of Protocol;
- Order of Precedence;
- Qualities of effective Protocol Officers;
- Vienna Convention on Diplomatic Relations.

Exploring The Role of a protocol Manager

- Facilitation of cross-cultural relations;
- Promoting effective communication;
- Planning as an element of Protocol;
- Organising as an inherent aspect of Protocol;
- Managing, as elements of Protocol;
- Promoting Relationship between Embassies and High Commission, on the one hand, and Host Government Ministries, on the other;
- General Protocol Management;
- Understanding the duties and responsibilities of the different airport personnel and officers.

153.M1. Part 2: Executing The Protocol Management Role (2)

- Importance of effective communication in Protocol Management;
- Procedures involved in Passport Processing;
- Role of a State Protocol Officer;
- Maintaining and improving relationship with High Commission or Embassy, and Host Ministries;
- Establish heightened Events Standard;
- Maintaining Conventional and Exemplary Etiquette Rules;
- Being Research-Aware;
- Choosing Appropriate Events for International Visitors;
- Coordinating with Peers;
- Choosing appropriate Gifts;
- Maintaining Cultural Awareness;
- Shielding Diplomatic Corp;
- Media Relationship Management;
- Advising on Events Organisation;
- Arranging Visits to Host Country;

- Arranging Visits To Home Country;
- Ensuring protocol Consistency.

153.M1. Part 3: Executing The Protocol Management Role (3)

- Researching traditions and customs;
- Understanding Culturally Enshrined Behaviour;
- Organising Special Events;
- Conducting Risk Assessment;
- Establishing Risk Mitigation Effort;
- Creating and sending invitations;
- Personalising Invitations;
- Interpreting Response or Non-response to RSVP;
- Effective Seating Arrangements;
- Taking advantage of 'Photo-Shoots';
- Establishing and maintaining Itineraries;
- Meeting necessitation and conduct;
- Transportation Schedule.

153.M1. Part 4: Executing The Protocol Management Role (4)

- Vehicular Convoy Arrangements;
- Meeting Venue;
- Arranging Consulate, Embassy, High Commission, or Hotel Overnight Accommodation;
- Keeping an eye out for potential Cultural Infringements;
- Averting Etiquette Breaches;
- Understanding Political, Economic, Social, Technological, Ecological, and Legal (PESTEL) Factors, and how they might impinge on the role and operation of a Foreign Mission.

- Establishing excellent working relationship with Business Operators in the Host Country;
- Establishing and maintaining excellent relationship with Ministries in Host Country, particularly the Foreign Ministry;
- Understanding and adhering to the Data Protection Regulation of the Host and other Foreign Countries;
- Maintaining the highest level of Confidentiality, and Secrecy, where appropriate;
- Awareness of relevant 'Official Secrets Acts';
- Initiating Visits Follow-ups.

153.M1. Part 5: Protocol For Events Planning and Hosting

Important Elements of Diplomatic Protocol in Events Planning and Hosting

- Ceremony;
- Etiquette;
- Titles and forms of addresses;
- Introduction using the various Titles, Degrees, Ranks, and Ratings;
- Correspondence;
- Conventional Mannerisms;
- Wardrobe;
- Dinning.
- Special Arrangements and Planning for Vehicular Convoys.

Salient Aspects of Diplomatic Protocol, for Events Planning and Hosting

- Ceremony;
- Etiquette;
- Titles and forms of addresses;
- Using the various Titles, Degrees, Ranks, And Ratings;

- Correspondence;
- Good Manners;
- Wardrobe;
- Dinning.
- Special Arrangements and Planning for Vehicular Convoys.

153.M1. Part 6: Contextualising Events Management

- Establishing the conceptual and contextual bases of Events;

Popular Event Types and their Contexts

- Carnivals;
- Conferences;
- Conventions;
- Fairs;
- Festivals;
- Inaugurations;
- International Exhibitions;
- International Expositions;
- Launces;
- Local Exhibitions
- National Exhibitions;
- National Expositions or Expos;
- Parties;
- Promotions;
- Retreats;
- Roadshows;
- Symposia;
- Trade Shows;
- Training;

- Weddings;
- Miscellaneous Events.

153.M1. Part 7: Preliminary Issues in Events Planning and Operation

- Event creation and design;
- Event life cycle;
- Event Objectives;
- Event operations;
- Events in public spaces;
- Events Project Management;
- Hospitality Issues;
- Impact evaluation;
- International Events;
- Legal Issues associated with Events Hosting;
- Local Events;
- National Events;
- New media technologies
- Real-Time 'Location-Based Events';
- Regional Events;
- Risk management and mitigation Issues;
- Security;
- Single-Venue vs Multi-Venue Events;
- Sponsorship
- Stationary vs Mobile Event;
- Sustainability and sustainable event management
- Venue Choice;
- Virtual Interactive Events;
- Virtual Non-Interactive Events.

153.M1. Part 8: Events Sponsorship

- Initiating Event Sponsorship;
- Sponsorship Plan;
- Sponsorship Research;
- Effective Sponsorship Proposal;
- Sponsorship success and growth;
- Maintaining good relationship with Sponsors;
- The Creative Approach to Sponsorship;
- The Keys to Successful Sponsorship;
- The Legal Issues in Event Sponsorship;
- Sponsor-Client Relationship;
- Generating repeat sponsorship;
- The Sponsorship Evaluation Process;
- The Globalisation of Event Sponsorship;
- Significance of Networking in Sponsorship Drive;
- The Future of Global Event Sponsorship;
- Sponsorship Platforms and their effectiveness.

153.M1. Part 9: Issues Associated With Events Project Management

Conceptualising Project Management

- Project Defined;
- Distinction between Project and Task;
- Project Classification;
- Pre-Project Commissioning;
- The Project Management Concept;
- Pre-feasibility and Feasibility Studies;
- Project Life Cycle.

Project Life Cycle Phases:

- Project Initiation;
- Project Planning;
- Project Execution;
- Project Monitoring;
- Project Completion;
- Project Commissioning.

Important Aspects of Project Management

- Project Evaluation;
- Project Completion;
- Project Life Cycle Management;
- Project Co-ordination;
- Project Sustainability;
- The Role of the Project Manager.

153.M1. Part 10: Initiating The Events Project

Getting The Project Started

- Pre-feasibility and Feasibility Studies;
- Pre-Project Commissioning;
- Initial Steps of the Project Initiation Phase;
- Using Project Selection Models/Methods:
- Criteria for Choosing Project Selection Model;
- Nature of Project Selection Model.

Nonnumeric Project Selection Model

- The Sacred Cow;
- The Operating Necessity;

- The Competitive Necessity;
- The Product Line Extension;
- Comparative Benefit Model.
- Numeric:

Numeric Project Selection Model

153.M1. Part 11: Planning The Events Project (1)

- Project Objectives;
- Deliverables;
- Milestones;
- Technical Requirements;
- Limits and Exclusions;
- Reviews with Customers.
- Project Priority;
- The Triple Constraints;
- Work Breakdown Structure (WBS)
- Process Breakdown Structure.
- Responsibility Matrix;
- Project Planning Process;
- Resources Needed for the Project Time Management;
- Defining Activity;
- Sequencing Activity;
- Estimating Activity Resource;
- Estimating Activity Duration;
- Schedule Development;
- Schedule Control.
- Other Practical Considerations in Developing Networks.

153.M1. Part 12: Planning The Events Project (2)

Project Cost Management:

- Cost Estimating;
- Cost Budgeting;
- Cost Control.

Project Quality Management:

- Quality Planning;
- Performing Quality Assurance;
- Performing Quality Control.

Clearing The Final Hurdle

- Developing the Project Plan;
- Creating a Project Network Diagram;
- Obtaining Project Plan Approval;
- Evaluating the Project Charter.

153.M1. Part 13: Events Project Execution

- Executing the Tasks Defined in the Project Plan;
- The Roles of the Team;
- The Pure Project Organisation;
- Matrix Management;
- Structure Selection;
- Mixed Organisational Structures and Coordination;

Project's Human Resource Management:

- Human Resource Planning;
- Acquire Project Team;
- Develop Project Team.

153.M1. Part 14: Salient Team Dynamics Issues in Events Project Execution

- Groups and Aggregations: Points of Distinction;
- The Type and Permanence of the Leadership of a Team;
- When Does a Situational Leader Emerge?
- How Does the Team Attempts to Replace a Situational Leader, Enhance Stability, Acceptability or Renewed or Clarified Mission or Objectives?
- Why Does a Temporary Team More Problematic to Lead Than a Permanent Team?
- Why Does Team Disbandment Have a Negative Psychological Effect on Members and Leader?;
- An Aggregation - 'Togetherness' or 'Awareness'?
- Aggregation and Interaction;
- Team or Group: A Definition and Distinction;
- Team Dynamics.

153.M1. Part 15: Team Typologies and Their Bases, in Events Project Execution

- Team Typologies;
- Team Typological Bases;
- Command Team;
- Committees;
- Temporary Committees;

- Standing Committees;
- Task Forces;
- Boards;
- Command Teams and the Organisational Hierarchy;
- Command Teams and the Organisational Functioning.



153.M1. Part 16: Team Formation, Stage Significance and Role Implications

- Team Formation;
- Team Formation Stage 1: Forming;
- Team Formation Stage 2: Storming;
- How 'True-To-Life' or Realistic Are the Forming and Norming Stages of Team Development?
- Team Formation Stage 3: Norming;
- Team Formation Stage 4: Performing or Total Integration;
- Team Formation Stage 5: Adjourning or Disbanding;
- Deal with the Psychological Effect of Disbandment.

153.M1. Part 17: Team Leadership for Effective Events Project Execution (1)

- Dysfunctional Behaviours;
- Addressing Dysfunctional Behaviours;
- Dealing with Aggressiveness;
- Handling Blocking;
- Dealing with Interfering Behaviour;
- Dealing with Intra-Team Competition;
- Addressing Situations Where Team Members Seek Sympathy;
- Dealing with Member Withdrawal;
- Addressing Special Pleading;
- Leader Behaviour in Dealing with Dysfunctional Behaviours;
- Being Tactful in Discouraging Distracting Behaviours;
- Encouraging Desirable Behaviours;
- Using Tangible Rewards;
- Using Intangible Rewards;
- Being Mindful of Team Situation;
- Applying Appropriate Rewards and, or, Punishment;

- Promoting Team Functionality.

153.M1. Part 18: Team Leadership for Effective Events Project Execution (2)

- Team Building and Maintenance Roles: Improving Team Effectiveness;
- Encouraging Members;
- Harmonising;
- Standard Setting;
- Gatekeeping;
- Determining the Optimum Team Size;
- Providing Team Incentives;
- Encouraging Conflict;
- Averting Groupthink;
- Avoiding the Risky Shift Syndrome;
- Employing Transactional Analysis;
- Employing Effective Diversity Management and Discouraging Resonance;
- Encouraging Members;
- Harmonising Team.

153.M1. Part 19: Enhancing Team Performance in Events Project Execution (1)

- Performance Management;
- Solving Interpersonal Problems among Team Members;
- Helping Team Members to Channel Their Energies into Task Performance
- Establishing Realistic Goals;
- Developing Effective Communication Strategies;
- Minimising Technical Language;
- Clarifying Roles;
- Standard Setting - Establishing Standards and Evaluating Progress;

- A Determination of the Contribution of Each Team Member to Goal Accomplishment;
- Recognising and Acknowledging Performance Improvement;
- Rewarding Exceptional Performance;
- Establishing Key Competencies.

153.M1. Part 20: Enhancing Team Performance in Events Project Execution (2)

- Establishing Acceptable Performance Levels;
- Noting Performance Indicators;
- Measuring Competence;
- Which Individual Members Can Improve Their Performance – and Subsequently, Their Contribution to the Team as A Whole;
- Harnessing Team Synergy;
- Gatekeeping;
- Making It Possible for Others to Participate;
- Supporting the Weak;
- Ensuring That Introverted Team Members Are Not Intimidated or ‘Crushed’ By the Extroverted;
- Recognising the Ineloquent Team Members Without Relevant Current Information to Perform Evaluative Role.

153.M1. Part 21: Addressing Resonation and Issues Associated with Transactional Analysis, in Events Project Execution

- Resonation as an Issue in Team Effectiveness;
- Recognising Resonation;
- Taking Steps to Avert or Reduce Resonation;
- ‘Cautioning’ Resonators;
- Determining the Optimum Team Size;

- Numbers That Are Best for the Operational Effectiveness of a Team –
- Team Constitutional Contingent Factors;
- Team Numbers and Member Interaction;
- Team Leader’s Direct Communication with Team Members and the Intervening Factors;
- Team Communication as Interaction;
- Necessity of Communication Reciprocation within Teams;
- Team Transaction;
- Team Transitional Analysis;
- The ‘Child’ In the Team;
- The ‘Adult’ In the Team;
- The ‘Parent’ In the Team;
- The Team Leader as a Transaction Analyst.

Postgraduate Diploma, Postgraduate Certificate, and Diploma – Postgraduate - Short Course Regulation

Postgraduate Certificate, Postgraduate Diploma, and Diploma – Postgraduate: Their Distinction, Credit Value and Award Title

Postgraduate Short Courses of a minimum of five days’ duration, are referred to as Diploma – Postgraduate. This means that they are postgraduate credits, towards a Postgraduate Certificate and Postgraduate Diploma. Postgraduate Certificate and Postgraduate Diploma represent Programmes of Study, leading to Awards bearing their title prefixes. While we, refer to our short studies, of 5 days to five weeks, as ‘Courses’, those with duration of 6 weeks and more are labelled ‘Programmes’. Nevertheless, in line with popular usage, we often refer to all study durations as ‘Courses’. Another mark of distinction, in this regard, is that participants in a short course are referred to as ‘Delegates’, as opposed to the term ‘Students’, which is confined to those studying a Postgraduate Programme.

Courses are of varying Credit-Values; some being Single-Credit, Double-Credit, Triple-Credit, Quad-Credit, 5-Credit, etc. These short courses accumulate to Postgraduate Certificate, with a total of 180 Credit-Hours (= 6 X 5-Day Courses or 3 X 10-Day Courses), or Postgraduate Diploma, with a total of 360 Credit-Hours (= 12 X 5-Day Courses or 6 X 10-Day Courses).

Delegates studying courses of 5-7 days' duration, equivalent to 30-42 Credit-Hours (Direct Lecturer Contact), will, on successful assessment, receive the Diploma – Postgraduate Award. This represents a single credit at Postgraduate Level. While 6-day and 7-day courses also lead to a Diploma – Postgraduate, they accumulate 36 and 42 Credit Hours, respectively.

Postgraduate Certificate, Postgraduate Diploma, and Diploma – Postgraduate Assessment Requirement

Because of the intensive nature of our courses and programmes, assessment will largely be in-course, adopting differing formats. These assessment formats include, but not limited to, in-class tests, assignments, end of course examinations. Based on these assessments, successful candidates will receive the Diploma – Postgraduate, Postgraduate Certificate, or Postgraduate Diploma, as appropriate.

In the case of Diploma – Postgraduate, a minimum of 70% overall pass is expected. In order to receive the Awards of Postgraduate Certificate and Postgraduate Diploma, candidates must have accumulated at least the required minimum 'Credit-Hours', with a pass (of 70% and above) in at least 70% of the courses taken.

Delegates and students who fail to achieve the requirement for Postgraduate Certificate, Postgraduate Diploma, or Diploma - Postgraduate - will be given support for 2 re-submissions for each course. Those delegates who fail to achieve the assessment requirement for the Postgraduate Diploma or Diploma - Postgraduate - on 2 resubmissions, or those who elect not to receive them, will be awarded the Certificate of Attendance and Participation.

Diploma – Postgraduate, Postgraduate Certificate, and Postgraduate Diploma Application Requirements

Applicants for Diploma – Postgraduate – Postgraduate Certificate, and Postgraduate Diploma are required to submit the following documents:

- Completed Postgraduate Application Form, including a passport sized picture affixed to the form;
- A copy of Issue and Photo (bio data) page of the applicant's current valid passport or copy of his or her Photo-embedded National Identity Card;
- Copies of credentials mentioned in the application form.

Admission and Enrolment Procedure

- On receipt of all the above documents we will assess applicants' suitability for the Course or Programme for which they have applied;
- If they are accepted on their chosen Course or Programme, they will be notified accordingly and sent Admission Letters and Invoices;
- One week after the receipt of an applicant's payment or official payment notification, the relevant Course or Programme Tutor will contact him or her, by e-mail or telephone, welcoming him or her to HRODC Postgraduate Training Institute;
- Those intending to study in a foreign country, and require a Visa, will be sent the necessary immigration documentation, to support their application;
- Applicants will be notified of the dates, location and venue of enrolment and orientation, where appropriate.

Modes of Study and Duration of Postgraduate Certificate and Postgraduate Diploma Programmes

There are two delivery formats for Postgraduate Certificate and Postgraduate Diploma Programmes, as follows:

1. Intensive Full-time (Classroom-Based) Mode, lasting 3 months for Postgraduate Diploma, and 6 weeks for Postgraduate Certificate. These durations are based on six hours' lecturer-contact per day, five days (30 hours) per week, for Postgraduate Diploma;
2. Video-Enhanced On-Line Mode. This interactive online mode lasts twenty (20) weeks, for Postgraduate Diploma, and ten (10) weeks for Postgraduate Certificate. Our calculation is based on three hours per day, six days per week.

Whichever study mode is selected, the aggregate of 360 Credit Hours must be achieved.

Introducing Our Video-Enhanced Online Study Mode

In a move away from the traditional online courses and embracing recent developments in technology-mediated distance education, HRODC Postgraduate Training Institute has introduced a Video-Enhanced Online delivery. This Online mode of delivery is revolutionary and, at the time of writing, unique to HRODC Postgraduate Training Institute.

You are taught as individuals, on a one-to-one or one-to-small-group basis. You see the tutor face to-face, for the duration of your course. You will interact with the tutor, ask and address questions; sit examinations in the presence of the tutor. It is as real as any face-to-face lecture and seminar can be. Choose from a wide range of Diploma – Postgraduate Courses and an increasing number of Specialist Postgraduate Certificate and Postgraduate Diploma Programmes. You might also accumulate Postgraduate Short Courses, via this mode of study, over a 6-year period, towards a Postgraduate Certificate or Postgraduate Diploma.

Key Features of Our Online Study: Video-Enhanced Online Mode


- The tutor meets the group and presents the course, via Video, in a similar way to its classroom-based counterpart;
- All participants are able to see, and interact with, each other, and with the tutor;
- They watch and discuss the various video cases and demonstrations that form an integral part of our delivery methodology;
- Their assessment is structured in the same way as it is done in a classroom setting;
- The Video-Enhanced Online mode of training usually starts on the 1st of each month, with the cut-off date being the 20th of each month, for inclusion the following month;
- Its duration is twice as long as its classroom-based counterpart. For example, a 5-day (30 Credit Hours) classroom-based course will last 10 days, in Video-Enhanced Online mode. This calculation is based on 3 hours tuition per day, adhering to the Institute's required 30 Credit-Hours;
- The cost of the Video-Enhanced Online mode is 67% of similar classroom-based courses;
- For example, a 5-day classroom-based course, which costs Five Thousand Pounds, is only Three Thousand Three Hundred and Fifty Pounds (£3,350.00) in Video-Enhanced Online Mode.

10-Week Video-Enhanced Online Postgraduate Certificate and 20-Week Video-Enhanced Online Postgraduate Diploma

You might study an Online Postgraduate Certificate or Online Postgraduate Diploma, in 10 and 20 weeks, respectively, in the comfort of your office or homes, through HRODC Postgraduate Training Institute's Video-Enhanced Online Delivery. We will deliver the 180 Credit-Hours and 360 Credit-Hours, in line with our regulation, through 'Direct-Lecturer-Contact', within the stipulated timeframe. We aim to fit the tuition around your work, family commitment and leisure, thereby enhancing your maintenance of an effective 'work-study-life-style balance', at times convenient to you and your appointed tutor.

Postgraduate Certificate in Events and Protocol Management - Page 36 of 41

HRODC Postgraduate Training Institute
HQ : 122A Bhylls Lane, Castlecroft, Wolverhampton, West Midlands WV3 8DZ, UK



Prof. Dr. Ronald B. Crawford - Director

PhD (Uni London); M. Ed. M (Bristol); PGCIS (UWL); Adv. Dip. Sc. Ed (Bristol); Dip. Doc. Res. (Uni Wlv); F.I.M.S.; HR. S. (I.M.S.); Exec. M. AOM; M. AAM; M.I.S.G.S.; M.S.C.O.S.; M. R. G. C.

Cumulative Postgraduate Certificate and Postgraduate Diploma Courses

All short courses can accumulate to the required number of Credit-Hours, for the Postgraduate Certificate and Postgraduate Diploma, over a six-year period from first registration and applies to both general and specialist groupings. In this regard, it is important to note that short courses vary in length, the minimum being 5 days (Diploma – Postgraduate) – equivalent to 30 Credit Hours, representing one credit, as is tabulated below.

On this basis, the definitive calculation on the Award requirement is based on the number of hours studied (aggregate credit-value), rather than merely the number of credits achieved. This approach is particularly useful when a student or delegate studies a mixture of courses of different credit-values.

For those delegates choosing the accumulative route, it is advisable that at least one or two credits be attempted each year. This will ensure that the required 180 Credit-Hours and 360 Credit-Hours, for the Postgraduate Certificate and Postgraduate Diploma, respectively, are achieved, within the designated period. These Credit-Values, awards and their accumulation are exemplified below.

Examples of Postgraduate Course Credits: Their Value, Award Prefix & Suffix – Based on 5-Day Multiples		
Credit Value	Credit Hours	Award Title Prefix (& Suffix)
Single-Credit	30-54	Diploma - Postgraduate
Double-Credit	60-84	Diploma – Postgraduate (Double-Credit)
Triple-Credit	90-114	Diploma – Postgraduate (Triple-Credit)
Quad-Credit	120-144	Diploma – Postgraduate (Quad-Credit)
5-Credit	150-174	Diploma – Postgraduate (5-Credit)
6-Credit	180-204	Postgraduate Certificate
7-Credit	210-234	Postgraduate Certificate (+ 1 Credit)

Examples of Postgraduate Course Credits: Their Value, Award Prefix & Suffix – Based on 5-Day Multiples		
Credit Value	Credit Hours	Award Title Prefix (& Suffix)
8-Credit	240-264	Postgraduate Certificate (+2 Credits)
9-Credit	270-294	Postgraduate Certificate (+3 Credits)
10-Credit	300-324	Postgraduate Certificate (+ 4 Credits)
11-Credit	330-354	Postgraduate Certificate (+5 Credits)
12-Credit	360	Postgraduate Diploma
360 Credit-Hours = Postgraduate Diploma		
12 X 5-Day Courses = 360 Credit-Hours = Postgraduate Diploma		
10 X 6-Day Courses = 360 Credit-Hours = Postgraduate Diploma		

Exemplification of Accumulated Postgraduate Certificate and Postgraduate Diploma Award Titles

All Specialist Postgraduate Certificate and Postgraduate Diploma Programmes have their predetermined Award Titles. Where delegates do not follow a Specialism, for accumulation to a Postgraduate Diploma, they will normally be Awarded a General Award, without any Specialist Award Title. However, a Specialist Award will be given, where a delegate studies at least seventy percent (70%) of his or her courses in a specialist grouping. These are exemplified below:


- 1. Postgraduate Diploma in Accounting and Finance;**
- 2. Postgraduate Certificate in Accounting and Finance;**
- 3. Postgraduate Certificate in Aviation Management;**
- 4. Postgraduate Diploma in Aviation Management;**
- 5. Postgraduate Certificate in Industrial Health and Safety Management, Incorporating Oil and Gas Safety;**
- 6. Postgraduate Diploma in Industrial Health and Safety Management, Incorporating Oil and Gas Safety;**
- 7. Postgraduate Certificate in Business Communication;**

Postgraduate Certificate in Events and Protocol Management - Page 38 of 41

HRODC Postgraduate Training Institute
 HQ : 122A Bhylls Lane, Castlecroft, Wolverhampton, West Midlands WV3 8DZ, UK

Prof. Dr. Ronald B. Crawford - Director

PhD (Uni London); M. Ed. M (Bristol); PGCIS (UWL); Adv. Dip. Sc. Ed (Bristol); Dip. Doc. Res. (Uni Wlv); F.I.M.S.; HR. S. (I.M.S.); Exec. M. AOM; M. AAM; M.I.S.G.S.; M.S.C.O.S.; M. RG. C.




8. **Postgraduate Diploma in Business Communication;**
9. **Postgraduate Certificate in Corporate Governance;**
10. **Postgraduate Diploma in Corporate Governance;**
11. **Postgraduate Certificate in Costing and Budgeting;**
12. **Postgraduate Diploma in Costing and Budgeting;**
13. **Postgraduate Certificate in Client or Customer Relations;**
14. **Postgraduate Diploma in Client or Customer Relations;**
15. **Postgraduate Certificate in Engineering and Technical Skills;**
16. **Postgraduate Diploma in Engineering and Technical Skills;**
17. **Postgraduate Certificate in Events Management;**
18. **Postgraduate Diploma in Events Management;**
19. **Postgraduate Certificate in Health and Safety Management;**
20. **Postgraduate Diploma in Health and Safety Management;**
21. **Postgraduate Certificate in Health Care Management;**
22. **Postgraduate Diploma in Health Care Management;**
23. **Postgraduate Certificate in Human Resource Development;**
24. **Postgraduate Diploma in Human Resource Development;**
25. **Postgraduate Certificate in Human Resource Management;**
26. **Postgraduate Diploma in Human Resource Management;**
27. **Postgraduate Certificate in Information and Communications Technology (ICT);**
28. **Postgraduate Diploma in Information and Communications Technology (ICT);**
29. **Postgraduate Certificate in Leadership Skills;**
30. **Postgraduate Diploma in Leadership Skills;**
31. **Postgraduate Certificate in Law – International and National;**
32. **Postgraduate Diploma in Law – International and National;**
33. **Postgraduate Certificate in Logistics and Supply Chain Management;**
34. **Postgraduate Diploma in Logistics and Supply Chain Management;**
35. **Postgraduate Certificate in Management Skills;**

- 36. Postgraduate Diploma in Management Skills;**
- 37. Postgraduate Certificate in Maritime Studies;**
- 38. Postgraduate Diploma in Maritime Studies;**
- 39. Postgraduate Certificate in Oil and Gas Operation;**
- 40. Postgraduate Diploma in Oil and Gas Operation;**
- 41. Postgraduate Certificate in Oil and Gas Accounting;**
- 42. Postgraduate Diploma in Oil and Gas Accounting;**
- 43. Postgraduate Certificate in Politics and Economic Development;**
- 44. Postgraduate Diploma in Politics and Economic Development;**
- 45. Postgraduate Certificate in Procurement Management;**
- 46. Postgraduate Diploma in Procurement Management;**
- 47. Postgraduate Certificate in Project Management;**
- 48. Postgraduate Diploma in Project Management;**
- 49. Postgraduate Certificate in Public Administration;**
- 50. Postgraduate Diploma in Public Administration;**
- 51. Postgraduate Certificate in Quality Management;**
- 52. Postgraduate Diploma in Quality Management;**
- 53. Postgraduate Certificate in Real Estate Management;**
- 54. Postgraduate Diploma in Real Estate Management;**
- 55. Postgraduate Certificate in Research Methods;**
- 56. Postgraduate Diploma in Research Methods;**
- 57. Postgraduate Certificate in Risk Management;**
- 58. Postgraduate Diploma in Risk Management;**
- 59. Postgraduate Certificate in Sales and Marketing;**
- 60. Postgraduate Diploma in Sales and Marketing;**
- 61. Postgraduate Certificate in Travel, Tourism and International Relations;**
- 62. Postgraduate Diploma in Travel, Tourism and International Relations.**

The actual courses studied will be detailed in a student or delegate's Transcript.

HRODC Postgraduate Training Institute
HQ : 122A Bhylls Lane, Castlecroft, Wolverhampton, West Midlands WV3 8DZ, UK

Prof. Dr. Ronald B. Crawford - Director
PhD (Uni London); M. Ed. M (Bristol); PGCIS (UWL); Adv. Dip. Sc. Ed (Bristol); Dip. Doc. Res. (Uni Wlv); F.I.M.S.; HR. S. (I.M.S.); Exec. M. AOM; M. AAM; M.I.S.G.S.; M.S.C.O.S.; M. RG. C.



Service Contract, incorporating Terms and Conditions

[Click, to view our Service Contract, incorporating Terms and Conditions.](#)

The submission of our application form or otherwise registration by of the submission of a course booking form or e-mail booking request is an attestation of the candidate's subscription to our Policy Terms and Conditions, which are legally binding.

Prof. Dr. Ronald B. Crawford
Director
HRODC Postgraduate Training Institute